REV.	ECN.NO.	DATE
A	RELEASED	05/11/10
C	1.80 → $1.80^{+0.25}_{-0.10}$	05/04-'16
D	Modify Notes	05/25-'22

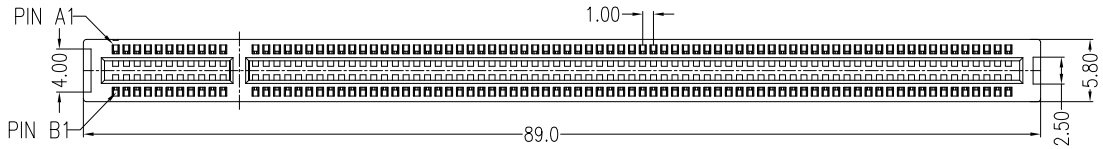

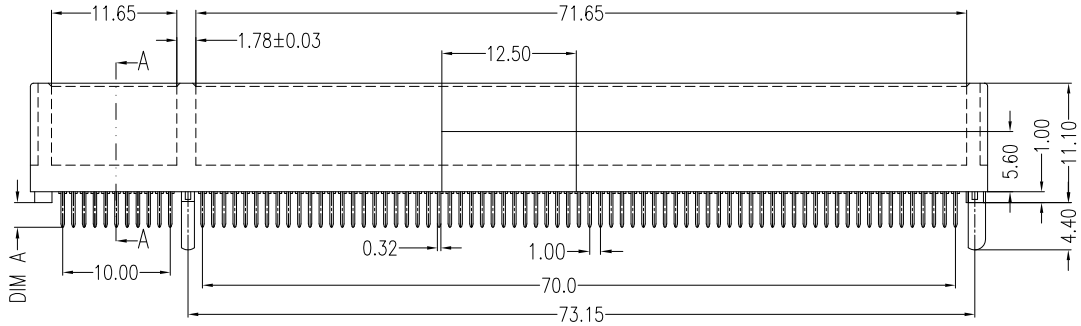

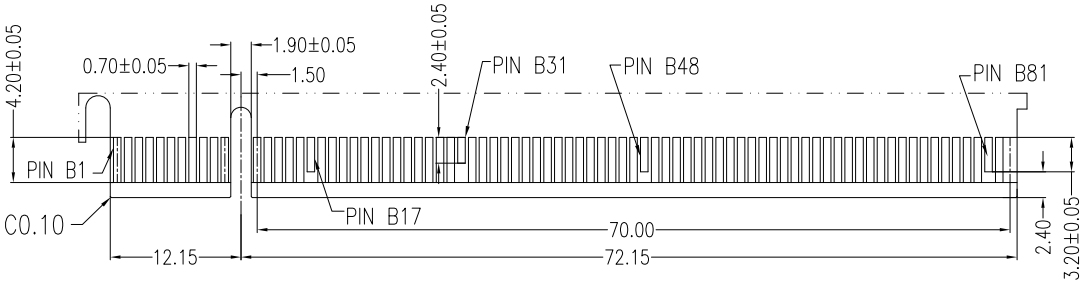

Primary (Component) Side

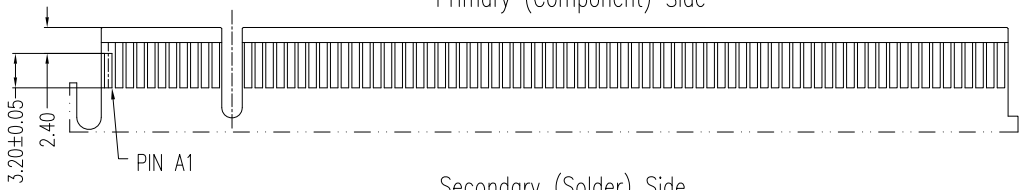

Secondary (Solder) Side

PART NO	DIM A
WPSM-164***B22U*	2.30
WPSM-164***B32U*	3.00

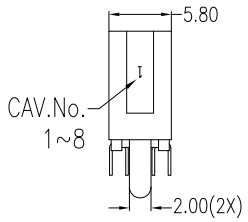

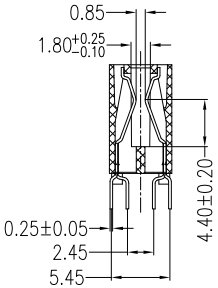

Section A-A

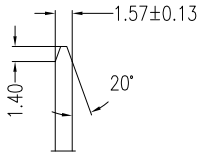

NOTES:

*Material

Body: LCP or Nylon46, UL 94V-0.
Contacts: Brass.
Plating: Au plating on contact area.
Sn (100u" Min.) plating on solder tail.
Ni (50u" Min.) underplating overall.

*Mechanical

Insertion Force: 1.15N max per contact pair.
Withdrawal Force: 0.15N min per contact pair.
Contact Retention Force: 3.43N min per contact.

*Electrical Specification

Contact Resistance: 30mΩ Max.
Current Rating: 1.1 Ampere.
Insulation Resistance: 1000MΩ Min, At 500V AC.

*Environmental

Operating Temperature: -55°c to +105°c.

*How to order

WPSM-164FN43B22U

- Series NO.
- Number of Contacts
- Gold A: Flash D: 15u" F: 30u"
- L: LCP N4: Nylon46
- 3: White 1: Black
- W: Winning Mark / Blank: No Mark
- U: Lead Free
- 2: Plastic Posts
- 2: Pin Length 2.3mm
- 3: Pin Length 3.0mm
- B: Brass

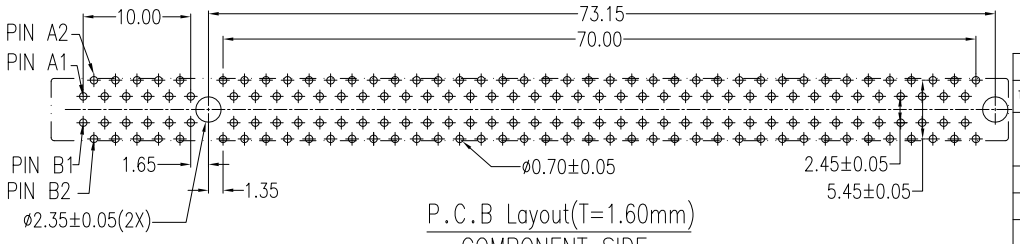

P.C.B Layout(T=1.60mm)
COMPONENT SIDE

REV	Modify Notes (Current Resistance : 1.1 Ampere → Current Rating : 1.1 Ampere)

Units	mm	Scale

Tolerance Unless Otherwise Specified

.X	~	±0.35
.XX	~	±0.25
.XXX	~	±0.15
Angle	~	± 3°

		Date
Drawing By	ZT	05/25-'22
Reviewed By	Charles	05/27-'22
Approval By	Nancy	06/13-'22

WIN WIN PRECISION IND. CO., LTD.
TEL: 886-2-22994155 FAX: 886-2-22994157

Date	05/25-'22	Title	Slim PCI EXPRESS 164P Strip Form Pin Plastic Posts
Sheet	1 of 1		
Third Angle Projection		Drawing No.	WPSM-164PS-AN-N186 REV D