REV.	ECN.NO.	DATE
A	RELEASED	06/01-'09
F	Modify NOTES	03/27-'19
G	Add Specification	08/10-'20

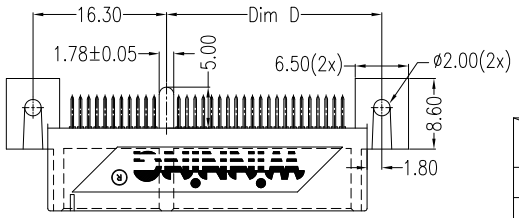

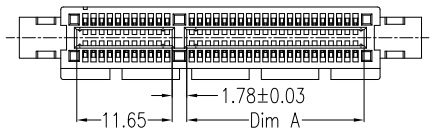

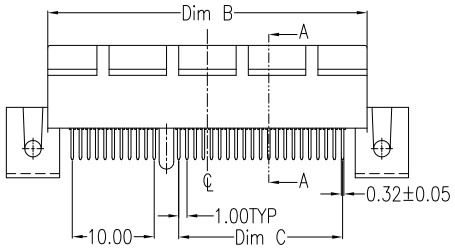

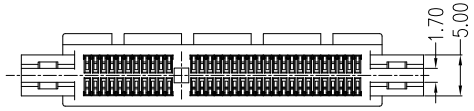

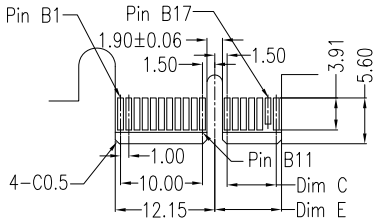

I/O Panel direction
Primary (Component) Side

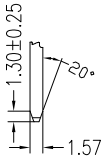

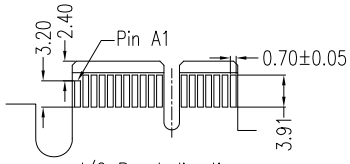

I/O Panel direction
Secondary (solder) Side

	DIM'A'	DIM'B'	DIM'C'	DIM'D'	DIM'E'	Pin'C'
36P	7.65	25.00	6.00	12.30	8.15	A1,B17
64P	21.65	39.00	20.00	26.30	22.15	A1,B17,B31
98P	38.65	56.00	37.00	43.30	39.15	A1,B17,B31,B48
164P	71.65	89.00	70.00	76.30	72.15	A1,B17,B31,B48,B81

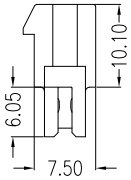

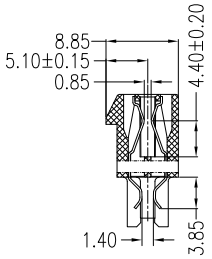

Section A-A

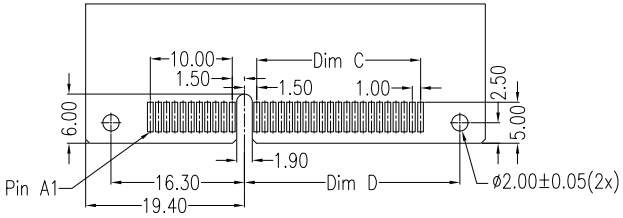

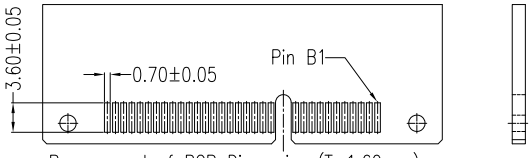

Recommend of PCB Dimensions(T=1.60mm)

NOTES:

*Material

Body: Nylon9T, UL 94V-0 Rated. Color:Black
Contacts: Brass
Plating: Au plating on contact area;
Sn(100u" Min.) plating on solder tail;
Ni(50u" Min.) underplating overall.

*Mechanical

Insertion Force: 1.15N max per contact pair;
Withdrawal Force: 0.15N min per contact pair;
Contact Retention Force: 3.43N min per contact.

*Electrical Specification

Current Rating: 1.1 Ampere;
Contact Resistance: 30 mΩ max;
Insulation Resistance: 1000 MΩ min;
Dielectric Withstanding Voltage: 500 VAC.

*Environmental

Operating Temperature: -55°c to +105°c

*How to Order:

WPES-XXXAN91B74UWS

- S:Subtract
- W:Winning Mark
- Blank:NO Mark
- U:Lead Free
- 4:One Plastic Posts
- 7:Straddle(Short Pin With Flange)
- B:Brass
- 1:Black
- N9:Nylon9T
- Au A:>0.8u" D:15u" F:30u"
- Number of Contacts:036/064/098/164
- Series NO.

REV	Add Specification: Blank:NO Mark				
Units mm	Scale 1:1	Drawing By Zk	Date 08/10-'20	WIN WIN PRECISION IND. CO., LTD.	
Tolerance Unless Otherwise Specified		Reviewed By Lzx	Date 08/10-'20	TEL: 886-2-22994155	FAX: 886-2-22994157
.X ~ ±0.35				Date 08/10-'20	Title: PCI Express Connector Strip Form Pin Straddle(Short Pin With Flange type)
.XX ~ ±0.25		Approval By Nancy	Date 08/14-'20	Sheet 1 of 1	
.XXX ~ ±0.15				Third Angle Projection	
Angle ~ ± 3°				Drawing No. WPES-ALLPS-AN-W135	REV G