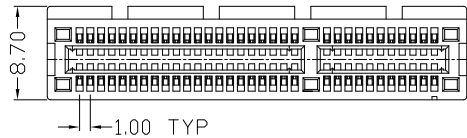


REV.	ECN.NO.	DATE
A	RELEASED	12/19-'03
H	Modify Notes	03/27-'19
I	1.Add Halogen Free 2.Merger 36P,64P,98P,164P Specifications	08/10-'20



	DIM 'A'	DIM 'B'	DIM 'C'	DIM 'D'	DIM 'E'	Pin'C'
36P	7.65	25.00	6.00	8.15	19.00	A1,B17
64P	21.65	39.00	20.00	22.15	33.00	A1,B17,B31
98P	38.65	56.00	37.00	39.15	50.00	A1,B17,B31,B48
164P	71.65	89.00	70.00	72.15	83.00	A1,B17,B31,B48,B81

**NOTES:**

**\*Material**

Body : Nylon9T, UL 94V-0 Rated.  
 Color: Black.  
 Contacts: Brass  
 Plating: Au plating on contact area;  
 Sn(100u" Min.) plating on solder tail;  
 Ni(50u" Min.) underplating overall.

**\*Mechanical:**

Insertion Force: 1.15N max per contact pair;  
 Withdrawal Force: 0.15N min per contact pair;  
 Contact Retention Force: 3.43N min per contact;

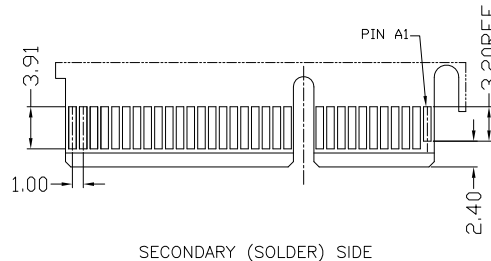
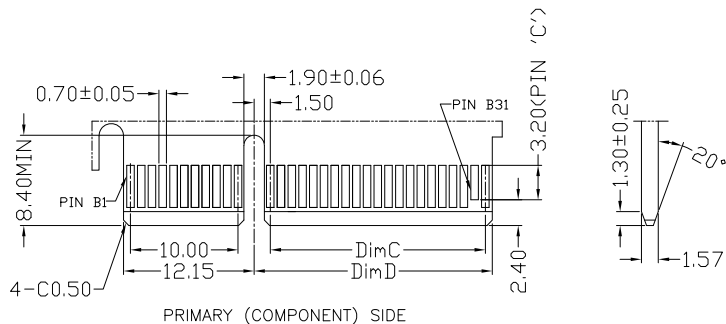
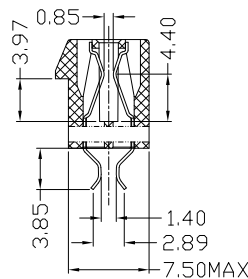
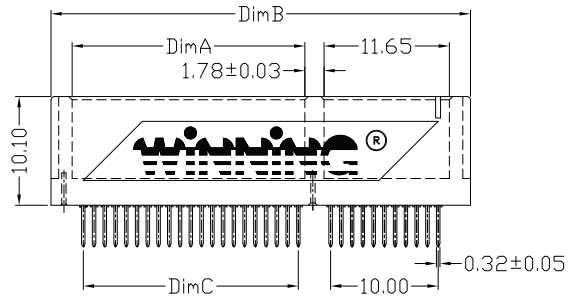
**\*Electrical Specification**

Contact Resistance : 30 Milliohms Max.  
 Current Rating : 1.1 Ampere  
 Insulation Resistance : 1000 Megohms Min, At 500V AC.

**\*Environmental**

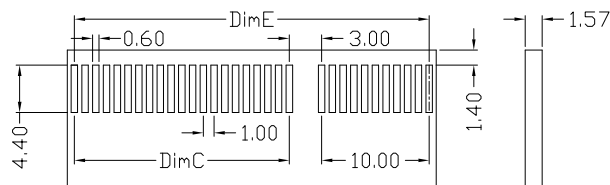
Operating Temperature : -55°C to +105°C

**\*How to order:**

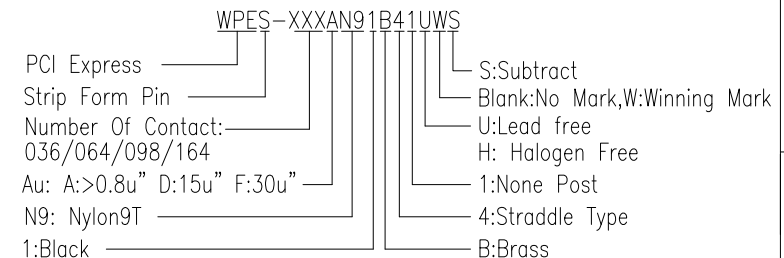


PRIMARY (COMPONENT) SIDE

SECONDARY (SOLDER) SIDE



P.C.B. Layout For Straddle



REV	1Add Halogen Free	2.Merger 36P,64P,98P,164P Specifications
Units	mm	Scale 1.5:1
Tolerance Unless Otherwise Specified		Drawing By Zk
.X	~ ±0.35	Date 08/10-'20
.XX	~ ±0.25	Reviewed By Lzx
.XXX	~ ±0.15	Date 08/10-'20
Angle	~ ± 3°	Approval By Nancy
		Date 08/14-'20

WIN WIN PRECISION IND. CO., LTD. TEL: 886-2-22994155 FAX: 886-2-22994157		Date 08/10-'20 Sheet 1 of 1 Title PCI Express Connector Strip Form Pin Straddle(None Post)	
Third Angle Projection	Drawing No	WPES-064PS-AN-W019	REV I