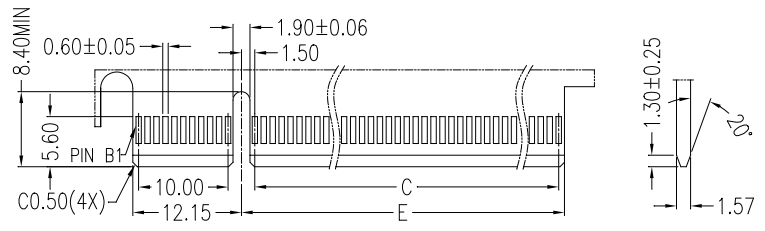
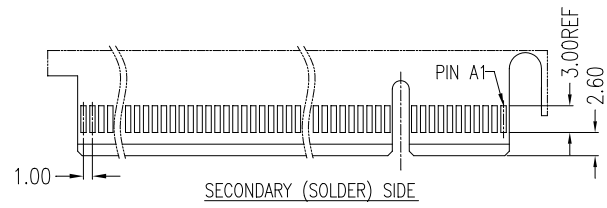
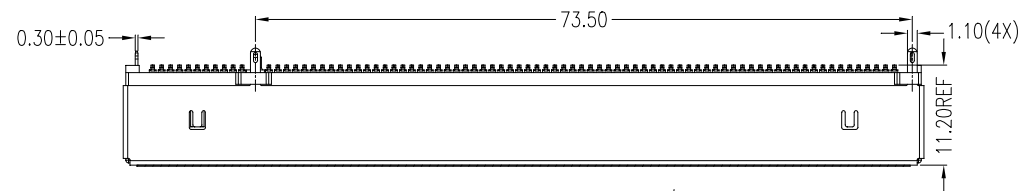
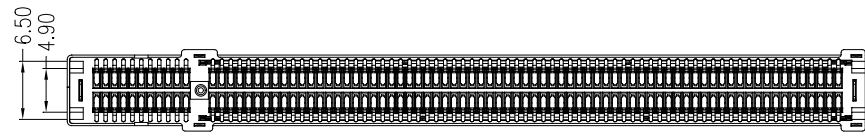
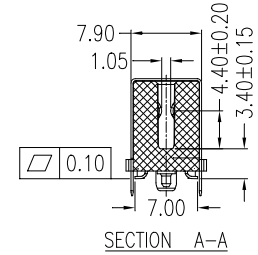
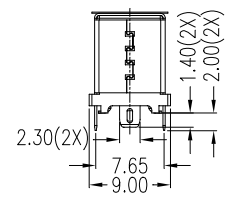
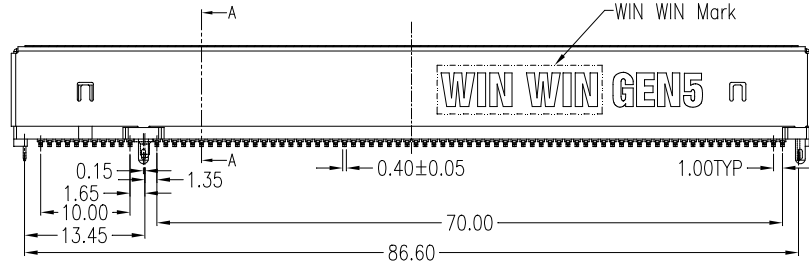
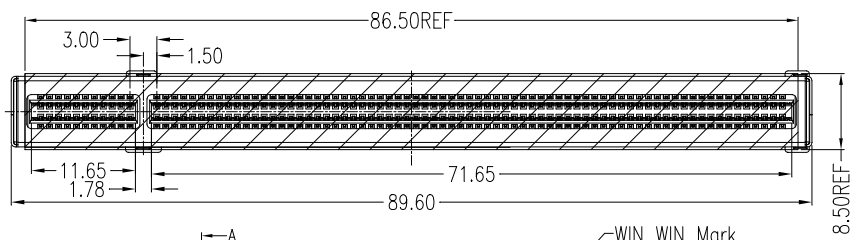
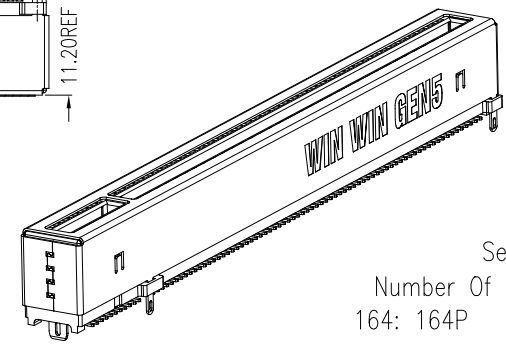


REV.	ECN.NO.	DATE
A	RELEASED	07/22-'24



PRIMARY (COMPONENT) SIDE
 ADD-IN CARD EDGE-FINGER DIMENSIONS
 DEFAULT TOLERANCE ±0.13



Series NO. _____
 Number Of Contact _____
 164: 164P
 Au A: 1u" (D: 15u" F: 30u")
 K: PA10T
 1: Black
 B: Brass

8: Tray+Mylar
 W: Winning Mark
 H: Halogen Free+RoHS-Compliance
 3: Metal Posts(L:1.40)+Shell
 3: SMT Type(A)

NOTES:

***Material**

Housing: High temp thermoplastic, UL 94V-0.
 Contacts: Copper Alloy.
 Plating: Au Plating on Contact Area.
 Sn (100u" Min.) plating on solder tail.
 Ni (50u" Min.) underplating overall.
 EM: Stainless steel.
 Harpoon: Copper Alloy.
 Plating: Sn (100u" Min.) plating on solder tail.
 Ni (50u" Min.) underplating overall.
 Shell: SUS.
 Plating: Ni (50u" Min.) plating overall.

***Mechanical**

Insertion Force: 1.15N max per contact pair.
 Withdrawal Force: 0.15N min per contact pair.
 Contact Retention Force: 3.43N min per contact.
 Durability: 50 cycles.

***Electrical Specification**

Current Rating : 1.1 Ampere.
 Contact Resistance : 30 mΩ Max.
 Insulation Resistance : 1000 MΩ Min.
 Dielectric Withstanding Voltage: 500 VAC.

***Environmental**

Operating Temperature: -55°C To +105°C

***How to order:**

WPEH-XXXAK1B33HW8

REV				Drawing By		Date		WIN WIN PRECISION IND. CO., LTD.				
Units	mm	Scale	1:1	ZYM	07/22-'24	WINNING		TEL: 886-2-22994155 FAX: 886-2-22994157				
Tolerance Unless Otherwise Specified				Reviewed By		Date		Date	07/22-'24	Title	PCI Express 5.0 SMT Type Metal Posts(L:1.40)+Shell	
.X ~ ±0.35				Charles		07/22-'24		Sheet	1 of 2			
.XX ~ ±0.25				Approval By		Date		Third Angle Projection				
.XXX ~ ±0.15				Nancy		07/26-'24		Drawing No.				
Angle ~ ± 3°										WPEH-XXXPS-AW-W261	REV	A

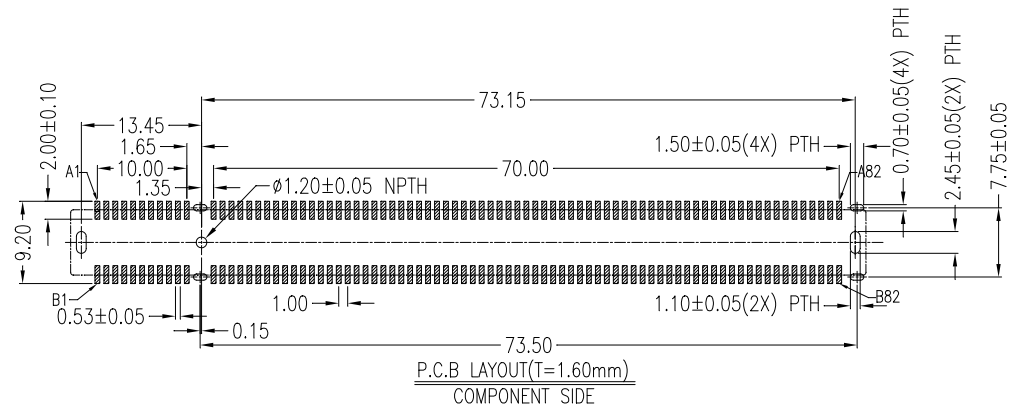
REV.	ECN.NO.	DATE
A	RELEASED	07/22-'24

PCI Express Connectors Pinout

Shorting

Side A	Pin #	Side B	Side A	Pin #	Side B
Signal	1	Power	Ground	42	Signal
Power	2	Power	Signal	43	Ground
Power	3	Power	Signal	44	Ground
Ground	4	Ground	Ground	45	Signal
Signal	5	Signal	Ground	46	Signal
Signal	6	Signal	Signal	47	Ground
Signal	7	Ground	Signal	48	Signal
Signal	8	Power	Ground	49	Ground
Power	9	Signal	Signal	50	Signal
Power	10	Power	Ground	51	Signal
Signal	11	Signal	Signal	52	Ground
Ground	12	Signal	Signal	53	Ground
Signal	13	Ground	Ground	54	Signal
Signal	14	Signal	Ground	55	Signal
Ground	15	Signal	Signal	56	Ground
Signal	16	Ground	Signal	57	Ground
Signal	17	Signal	Ground	58	Signal
Ground	18	Ground	Ground	59	Signal
Signal	19	Signal	Signal	60	Ground
Ground	20	Signal	Signal	61	Ground
Signal	21	Ground	Ground	62	Signal
Signal	22	Ground	Ground	63	Signal
Ground	23	Signal	Signal	64	Ground
Ground	24	Signal	Signal	65	Ground
Signal	25	Ground	Ground	66	Signal
Signal	26	Ground	Ground	67	Signal
Ground	27	Signal	Signal	68	Ground
Ground	28	Signal	Signal	69	Ground
Signal	29	Ground	Ground	70	Signal
Signal	30	Signal	Ground	71	Signal
Ground	31	Signal	Signal	72	Ground
Signal	32	Ground	Signal	73	Ground
Signal	33	Signal	Ground	74	Signal
Ground	34	Signal	Signal	75	Signal
Signal	35	Ground	Signal	76	Ground
Signal	36	Ground	Signal	77	Ground
Ground	37	Signal	Ground	78	Signal
Ground	38	Signal	Signal	79	Signal
Signal	39	Ground	Signal	80	Ground
Signal	40	Ground	Signal	81	Signal
Ground	41	Signal	Ground	82	Signal

Shorting



NOTES (Ground Pin Position):

164P: A12, A15, A18, A20, A23, A24, A27, A28, A31, A34, A37, A38, A41, A42, A45, A46, A49, A51, A54, A55, A58, A59, A62, A63, A66, A67, A70, A71, A74, A75, A78, A79, A82, B13, B16, B18, B21, B22, B25, B26, B29, B32, B35, B36, B39, B40, B43, B44, B47, B49, B52, B53, B56, B57, B60, B61, B64, B65, B68, B69, B72, B73, B76, B77, B80.

REV				Drawing By		Date		WIN WIN PRECISION IND. CO., LTD.			
Units	mm	Scale	1:1	ZYM	07/22-'24	WINNING		TEL: 886-2-22994155 FAX: 886-2-22994157			
Tolerance Unless Otherwise Specified				Reviewed By		Date		Date	07/22-'24		
.X ~ ±0.35				Charles		07/22-'24		Sheet	2 of 2		
.XX ~ ±0.25				Approval By		Date		Title			
.XXX ~ ±0.15				Nancy		07/26-'24		PCI Express 5.0 SMT Type Metal Posts(L:1.40)+Shell			
Angle ~ ± 3°								Third Angle Projection			
								Drawing No.		WPEH-XXXP-AW-W261	
								REV		A	