REV.	ECN.NO.	DATE
A	RELEASED	02/11/06
F	add A:Plastic Posts (Body Lengthens+Black Ear)	08/12/10
G	Modify dimensions and tolerances	02/14/12

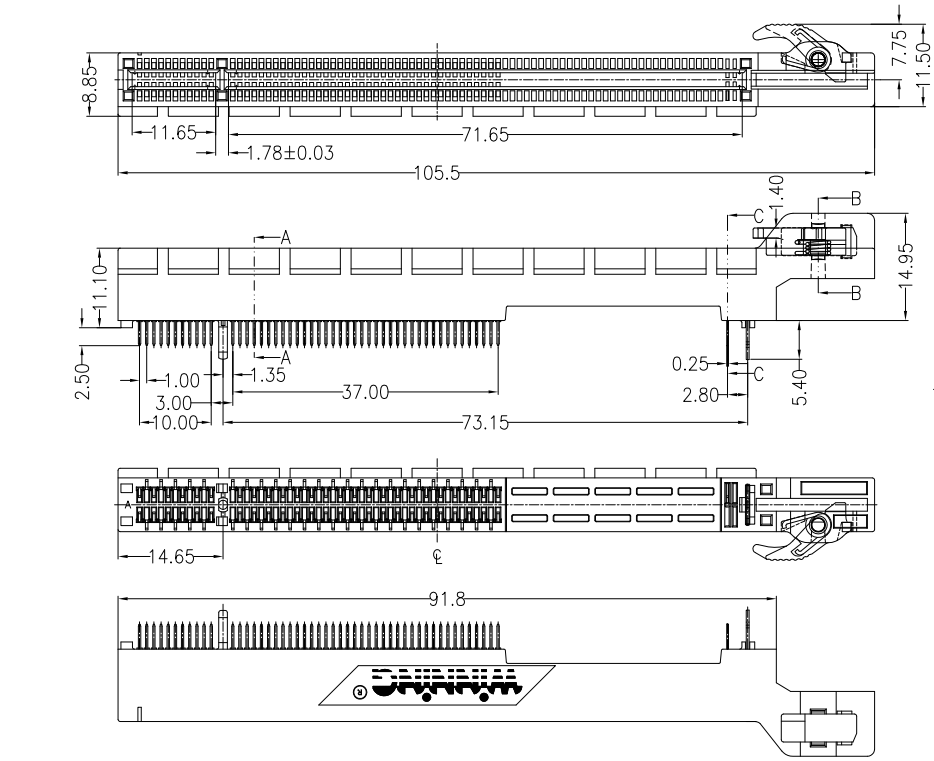

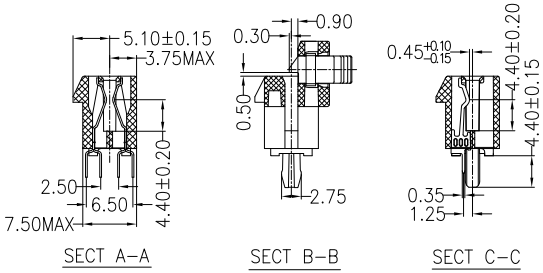

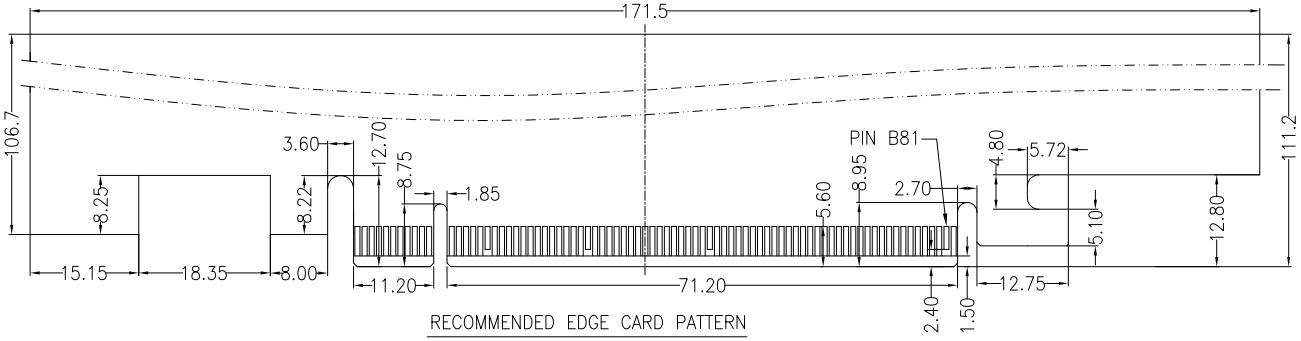

RECOMMENDED EDGE CARD PATTERN

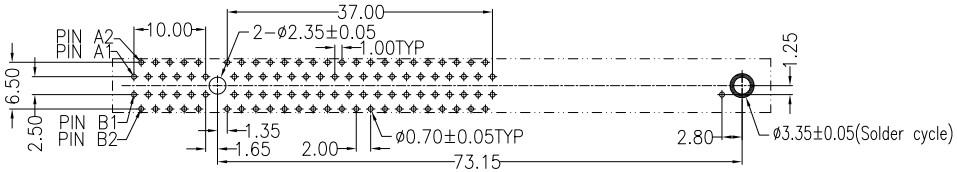

PCB LAYOUT(T=1.60mm)
COMPONENT SIDE

NOTES:

*Material

Housing: Nylon46+30%G.F,UL 94V-0 Rated. Color: Black.
Plastic Ear: Nylon66+30%G.F,UL 94V-2 Rated.
Spring: Steel(65Mn).
Plating: Ni(40u" Min.) underplating overall.
Contacts: Brass
Plating: Au plating on contact area;
Sn(100u" Min.) plating on solder tail;
Ni(40u" Min.) underplating overall.
Metal Posts: Brass
Plating: Sn(100u" Min.) plating on solder tail.

*Mechanical:

Insertion Force: 1.15N max per contact pair;
Withdrawal Force: 0.15N min per contact pair;
Contact Retention Force: 4.9N min per contact;

*Electrical Specification

Contact Resistance : 30 mΩ Max.
Current Resistance : 1.1 Ampere
Insulation Resistance : 1000 MΩ Min, At 500V AC.
Operating Temperature : -55°c to +105°c

*How to order:

WPCS-099AN41B2AUWR

- Series NO.
- Number of Contacts
- Au A:>0.8u" B:5u" C:10u" D:15u" E:20u" F:30u"
- N4:Nylon46
- F:Blue(297C) G:Orange(1485C) 1:Black
- B:Brass
- 2:Pin Length 2.5mm
- A:Plastic Posts(Body Lengthens+Black Ear) 6:Plastic Posts (Body Lengthens)
- U:Lead Free
- W:Winning Mark
- R:Right

None:No Mark

REV	Modify dimensions and tolerances: 0.425 → 0.45+0.10 −0.15				
Units mm	Scale 1:1	Drawing By XHQ	Date 02/15/12	WIN WIN PRECISION IND. CO., LTD.	
Tolerance Unless Otherwise Specified		Reviewed By HQ	Date 02/16/12	TEL: 886-2-22994155	FAX: 886-2-22994157
.X ~ ±0.38		Approval By Richard	Date 02/20/12	Date 02/14-'12	Title: PCI Express 99 Pin Connector Clamp Right Side Type(Plastic Posts) (Gigabyte use only)
.XX ~ ±0.25				Sheet 1 of 1	
.XXX ~ ±0.20				Third Angle Projection	
Angle ~ ± 3°				Drawing No. WPCS-099PS-AN-W071	REV G