REV.	ECN.NO.	DATE
A	RELEASED	07/23/08
D	Add Plating specification.	03/27-'13
E	Cancel the relevant specification	01/11-'17

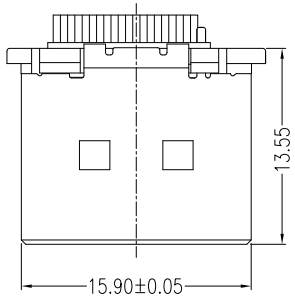

No.	Signal Type	No.	Signal Type
1	Out	11	GND
2	GND	12	Out
3	Out	13	CONFIG
4	Out	14	CONFIG
5	GND	15	I/O
6	Out	16	GND
7	Out	17	I/O
8	GND	18	In
9	Out	19	PWR RTN
10	Out	20	PWR Out

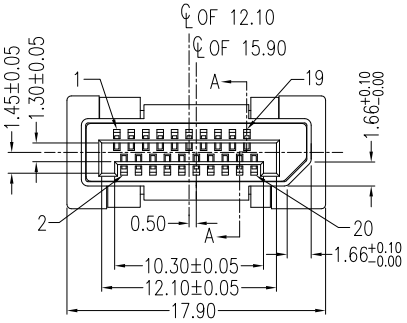

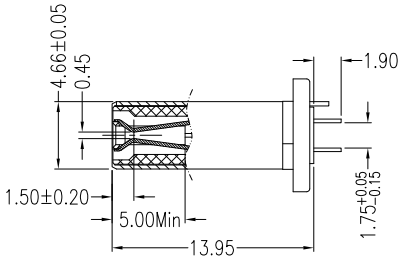

Section A-A

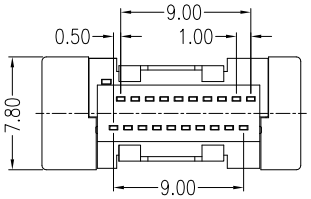

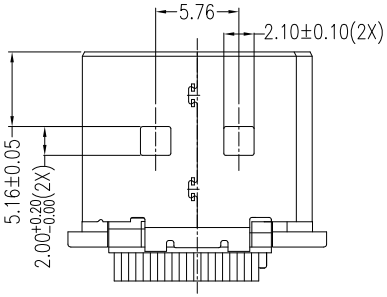

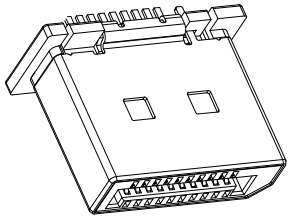

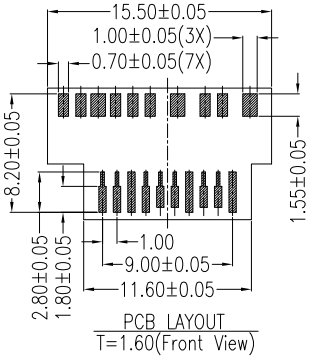

PCB LAYOUT
T=1.60(Front View)

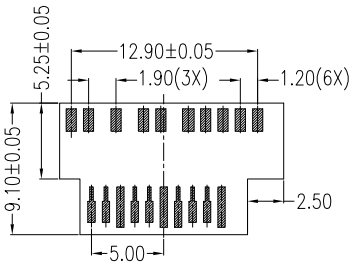

PCB LAYOUT
T=1.60(Back View)

NOTES:

*Material

Housing&Plug: LCP, UL 94V-0 Rated;
Color: Black.
Shell: Brass.
Plating: Ni(40u" Min.) Plating .
Contact: Phosphor Bronze .
Plating: Au plating on contact area;
Sn(100u" Min.) plating on solder tail;
Ni(40u" Min.) underplating overall.

*Electrical Specification

Operation Voltage: 40 VAC max.
Current Rating: 0.5 Ampere per contact
Contact Resistance: 30 mΩ max.
Insulation Resistance: 100 MΩ min.
Dielectric Withstanding Voltage: 500 VDC

*Environmental

Operating Temperature: -20°C to +85°C

*How To Order

WDPC-20A1MNPU3

Series NO.
No. of Contacts
Au A:>0.8u" D:15u"
1:None Iron
M:Molding(None Lock)
3:Tray
U:Lead Free
P:Phosphor Bronze
N:No Cover

REV	Cancel the relevant specification: X: 3u"		
Units	mm	Scale	2:1
Tolerance Unless Otherwise Specified			
.X	~	±0.35	
.XX	~	±0.25	
.XXX	~	±0.15	
Angle	~	± 3°	

Drawing By	Lulu	Date 01/20-'17
Reviewed By	Rohs	Date 01/20-'17
Approval By	Roger	Date 01/20-'17

WIN WIN PRECISION IND. CO., LTD.
TEL: 886-2-22994155 FAX: 886-2-22994157

Date	01/11-'17	Title	DisplayPort Plug (Molding)
Sheet	1 of 1		
Third Angle Projection		Drawing No.	WDPC-20PS-AN-N034 REV E