

REV.	DESCRIPTION	DATE
A	RELEASED	11/20-'06
E	Modify Structure	06/28-'21
F	Delete discontinued item No	07/26-'22

**NOTES**

**\*Material**

Housing: LCP, UL 94V-0.  
 Contacts: Brass.  
 Plating: Au Plating On Contact Area.  
 Sn(100u" Min.) Plating On Solder Tail.  
 Ni(50u" Min.) Underplating Overall.

**\*Mechanical**

Insertion Force: 0.74N max per contact pair.  
 Withdrawal Force: 0.15N min per contact pair.  
 Contact Retention Force: 3.92N min per contact.

**\*Electrical Specification**

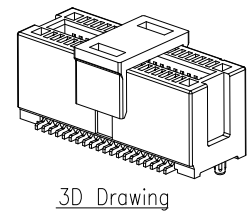
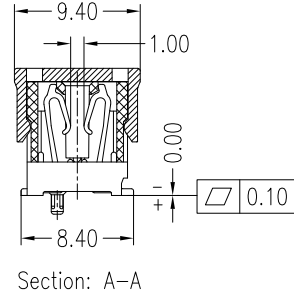
Current Rating: 1.7 Ampere.  
 Contact Resistance: 30mΩ Max.  
 Insulation Resistance: 1000MΩ Min, At 500V AC.

**\*Environmental**

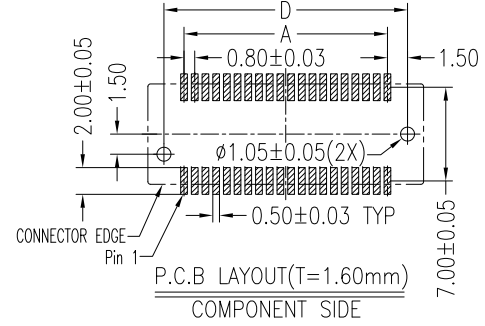
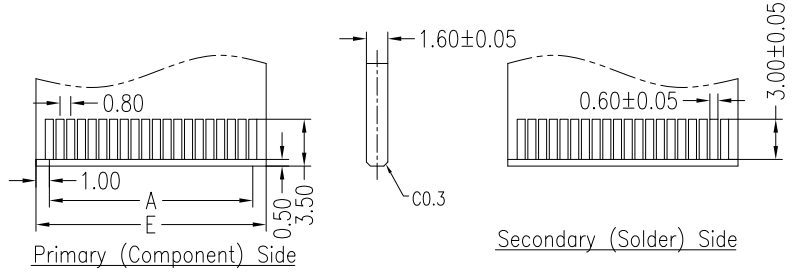
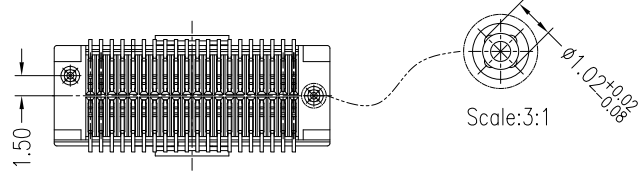
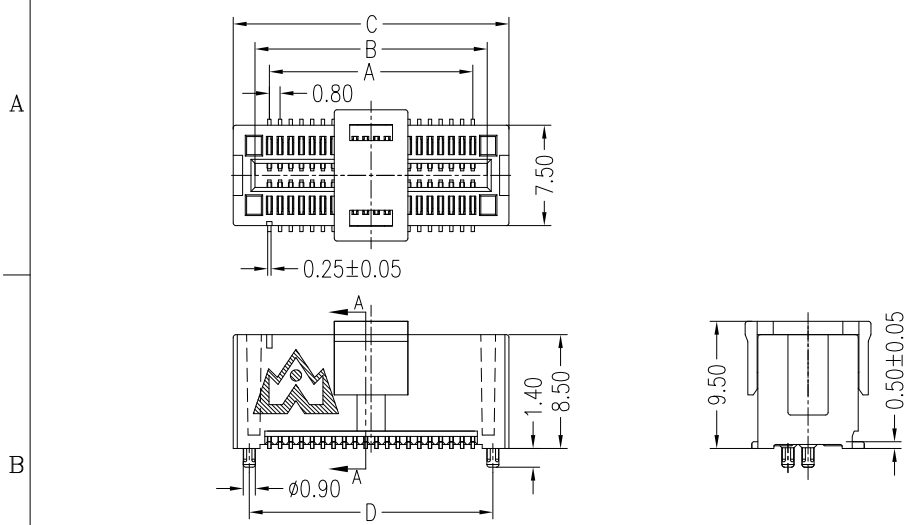
Operating Temperature: -55°C to +85°C.

**\*How to order**

Series NO. WFJ-XXXD3L1BUW5  
 Number of Contacts: 18P, 40P, 60P, 70P  
 Gold D: 15u"  
 3: SMT Type  
 L: LCP  
 3: Tray 5: Reel  
 W: WINNING Mark  
 Blank: No Mark  
 U: Lead Free  
 B: Brass  
 1: Black



項目 PIN 數	DIM 'A'	DIM 'B'	DIM 'C'	DIM 'D'	DIM 'E'
18P	6.40	8.55	11.80	9.40	8.40
40P	15.20	17.35	20.60	18.20	17.20
60P	23.20	25.35	28.60	26.20	25.20
70P	27.20	29.35	32.60	30.20	29.20



REV.		Delete discontinued item No: A>0.8u" F: 30u"		Drawing By		Date		WINNING WIN WIN PRECISION IND. CO., LTD.	
Units	mm	Scale	1:1	ZT		07/26-'22		TEL: 886-2-22994155	FAX: 886-2-22994157
Tolerance Unless Otherwise Specified				Reviewed By	Charles	Date	07/26-'22	Date	07/26-'22
.X ~ ±0.35				Approval By	Nancy	Date	08/02-'22	Sheet	1 of 1
.XX ~ ±0.25								Third Angle Projection	Title
.XXX ~ ±0.15								Edge Card Connector (SMT Type)	
Angle ~ ± 3°								Drawing No.	WFJ-040PS-AN-W008
								REV	F