REV.	DESCRIPTION	DATE
A	RELEASED	11/17-'06
D	Modify View, Add ø1.08孔徑	09/10-'18
E	Delete discontinued item No	07/26-'22

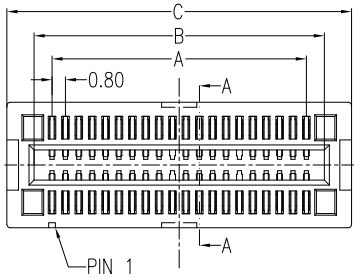

Pin No. \ Size	DIM 'A'	DIM 'B'	DIM 'C'	DIM 'D'	DIM 'E'
40P	15.20	17.35	20.60	18.20	17.20
60P	23.20	25.35	28.60	26.20	25.20
70P	27.20	29.35	32.60	30.20	29.20

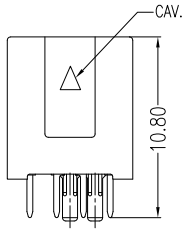

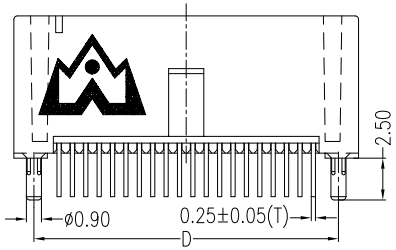

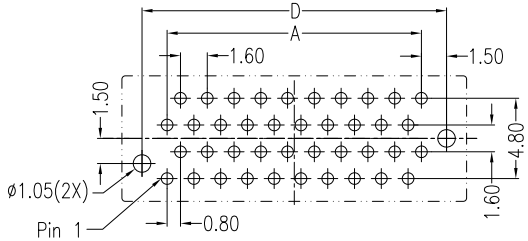

P.C.B LAYOUT(T=1.60)

COMPONENT SIDE

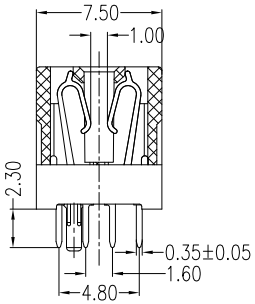

Section: A-A

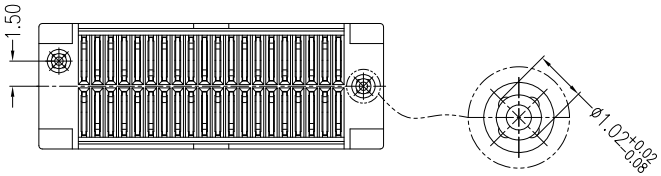

Scale:3:1

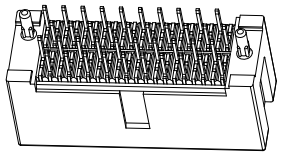

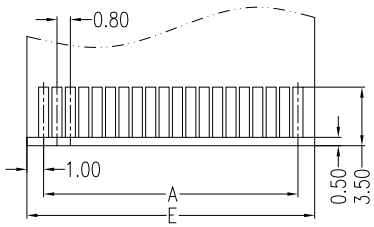

Primary (Component) Side

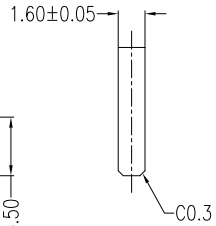

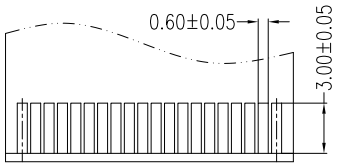

Secondary (Solder) Side

NOTES

*Material

Housing: LCP, UL 94V-0.
Contacts: Brass.
Plating: Au Plating On Contact Area.
Sn(100u" Min.) Plating On Solder Tail.
Ni(50u" Min.) Underplating Overall.

*Mechanical

Insertion Force: 0.74N max per contact pair.
Withdrawal Force: 0.15N min per contact pair.
Contact Retention Force: 3.92N min per contact.

*Electrical Specification

Current Rating: 1.7 Ampere.
Contact Resistance: 30mΩ Max.
Insulation Resistance: 1000MΩ Min, At 500V AC.

*Environmental

Operating Temperature: -55°c to +85°c.

*How to order

WFJ-XXXD1L1BUW3

- Series NO.
- Number of Contacts
- Au: D: 15u"
- 1: DIP Type
- L: LCP
- 1: Black
- B: Brass
- U: Lead Free
- W: Winning Mark
- 3: Tray

REV.	Delete discontinued item No: A: >0.8u"; F: 30u"				
Units	mm	Scale	1:1	Drawing By ZT	Date 07/26-'22
Tolerance Unless Otherwise Specified				Reviewed By Charles	Date 07/26-'22
.X ~ ±0.35				Approval By Nancy	Date 08/02-'22
.XX ~ ±0.25					
.XXX ~ ±0.15					
Angle ~ ± 3°					

WIN WIN PRECISION IND. CO., LTD.
TEL: 886-2-22994155 FAX: 886-2-22994157

Date	07/26-'22	Title	Edge Card Connector (DIP Type)
Sheet	1 of 1		
Third Angle Projection		Drawing No.	WFJ-040PS-AN-W009
		REV	E