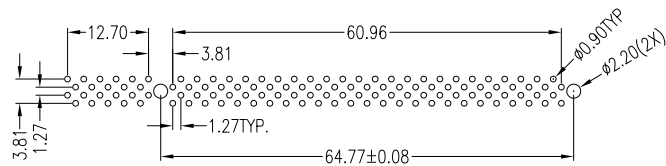
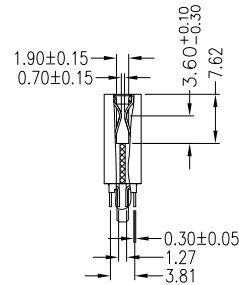
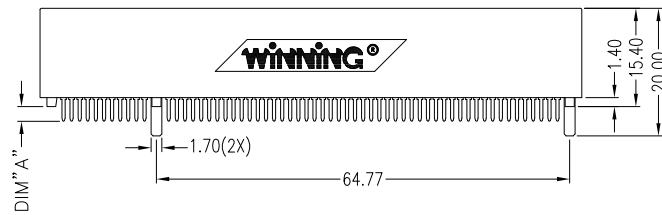
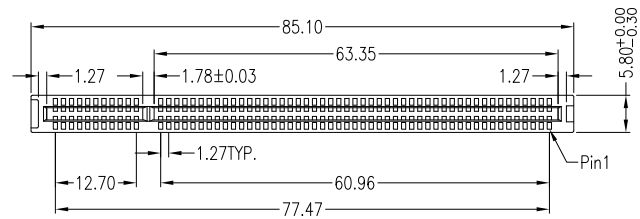
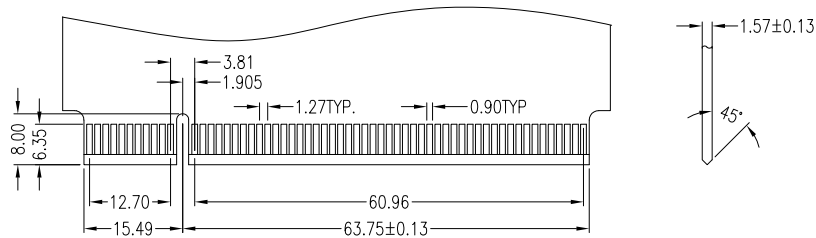


REV.	ECN.NO.	DATE
A	RELEASED	10/09/01
F	Modify Dimension	09/04/13
G	Add Pin 3.0mm	11/21-'22



P.C.B LAYOUT (±0.05)



Daughter Card Requirements (±0.05)

Unit:mm

Part Number	Dim `A`
W2MM-120*2A2N43B3UW	2.3mm
W2MM-120*2A2N43B1UW	3.0mm

NOTES:

\* Material

Body : Nylon46, UL 94V-0.

Contact : Brass.

Plating: Au plating on contact area.

Sn (100u" Min.) plating on solder tail.

Ni (40u" Min.) underplating overall.

\*Mechanical

Insertion Force: 1.15N Max.

Withdrawal Force: 0.15N Min.

Contact Retention Force: 3.43N Min.

\*Electrical Specification

Current Resistance : 1 Ampere.

Contact Resistance : 30 mΩ Max.

Insulation Resistance : 1000 MΩ Min, At 500V AC.

\*Environmental

Operating Temperature : -55°c to +105°c

\*How to Order:

W2MM-120A2A2N43B3UW

- Strip Form Pin
- Number of Contacts
- Au A: >0.8u" F: 30u"
- 2: Dual Card Slot
- A: 3.3V
- 2: Plastic Posts
- W: Winning Mark
- U: Lead Free
- 3: Pin Length 2.3mm
- 1: Pin Length 3.0mm
- B: Brass
- 3: White
- N4: Nylon46

REV	Add Pin 3.0mm			Drawing By	Date	WIN WIN PRECISION IND. CO., LTD.			
Units	mm	Scale	1:1	Rainy	11/21-'22	TEL:886-2-22994155 FAX:886-2-22994157			
Tolerance Unless Otherwise Specified				Reviewed By	Date	Date	11/21-'22	Title	SLIM PCI 120 Pins Standard Type
.X	~	±0.35	Rosh	12/02-'22	Sheet	1 of 1			
.XX	~	±0.25	Approval By	Date	Third Angle Projection				
.XXX	~	±0.15	Nancy	12/06-'22	Drawing No. MCA-120LIM-AN-N133				
Angle	~	± 3'	REV G						